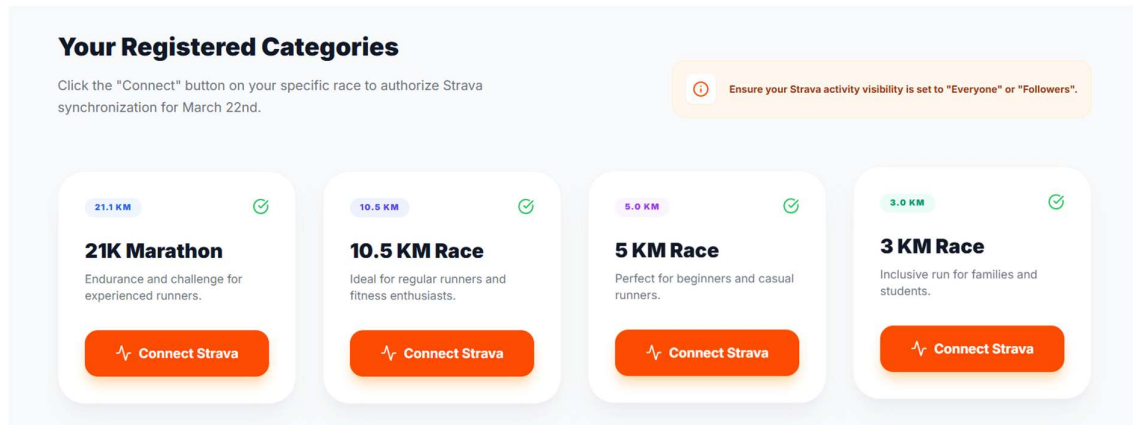


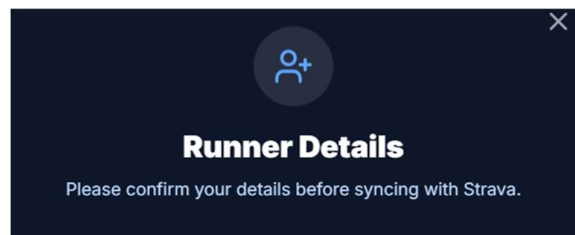
# Registration SOP – BSG Half Marathon Portal

**Step 1 – Go to: <https://bhm.runwithme.club/>**

**Step 2 – Select your registration category and click Connect Strava**



**Step 3 – Enter your details, then click **Connect & Verify****



FULL NAME

e.g. Rahul Sharma

MOBILE NUMBER

+91

EMAIL ADDRESS

name@example.com

CITY

e.g. Delhi

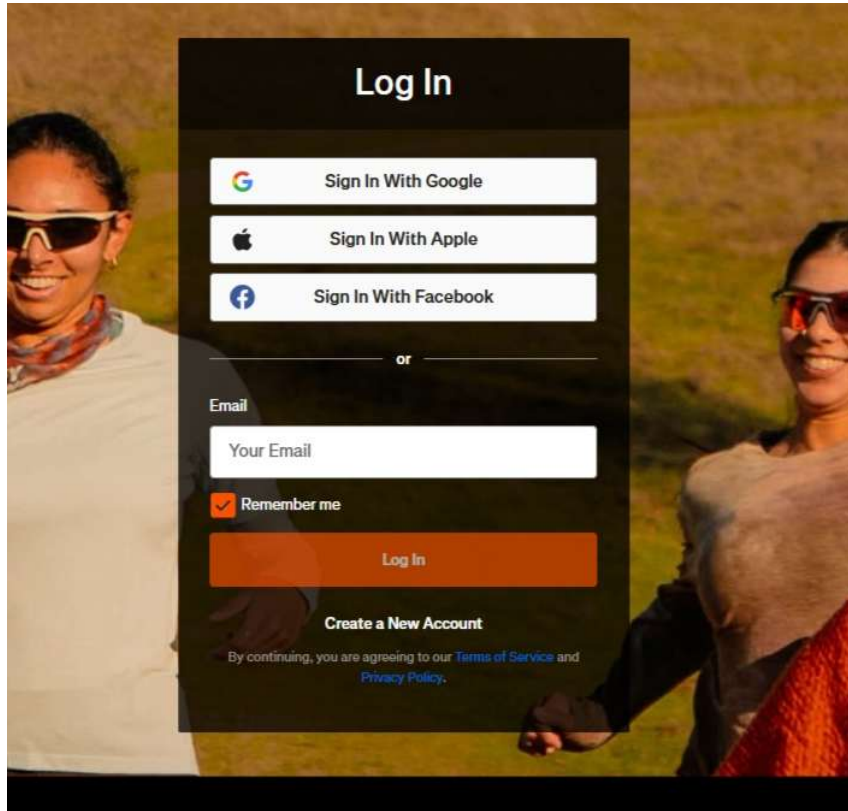
GENDER

Male

**Connect & Verify**

By clicking above, you agree to share your activity data with BHM organizers for result verification.

**Step 4 – Sign in with your Strava credentials. If you don't already have a Strava account, please follow the process to create a new one.**



**Step 5 – After logging in, Make sure to tick both checkboxes before proceeding, then click *Authorize* to continue..**

**BSG Half Marathon – Virtual Run Platform will be able to:**

- View data about your public profile (required)
- View data about your private activities

Your activities will not contain heart rate data

It looks like you still need to allow Strava to process your heart rate data. Please do this in the Data Permissions section in Strava's settings before you upload your next activity.

**Authorize**

**Cancel**

To revoke access to an application, please visit your [settings](#) at any time.

By authorizing an application you continue to operate under our [Terms of Service](#).

**Step 6** – Once connected, you will see a **Success** message confirming your connection to the BHM Portal.

